




























\_\_\_\_\_

\_\_\_\_\_

\_\_\_\_\_





Three horizontal lines for writing, located to the right of the building illustration within a dashed-line box.







Three horizontal lines for writing, located to the right of the building illustration within a dashed-line rectangular frame.






Three horizontal lines for writing, enclosed in a rectangular box.





Three horizontal lines for writing, located to the right of the building illustration within a dashed-line rectangular frame.








Three horizontal lines for writing, located to the right of the building illustration within a dashed border.





Three horizontal lines for writing, starting from the top right and extending to the left, ending at the building illustration.








Three horizontal lines for writing, located to the right of the building illustration within a dashed-line rectangular frame.






Three horizontal lines for writing, starting from the top of the building illustration and extending to the right edge of the dashed border.







Three horizontal lines for writing, located to the right of the classroom building icon.





Three horizontal lines for writing, located to the right of the building illustration within the dashed border.






Three horizontal lines for writing, located to the right of the building illustration within a dashed border.








Three horizontal lines for writing, starting from the right edge of the page and extending to the left edge of the building illustration.





Three horizontal lines for writing, located to the right of the building illustration within a dashed border.





Three horizontal lines for writing, located to the right of the building illustration within a dashed-line rectangular frame.





*Graue Flächen ausschneiden und auf Blätter am Rand einkleben, um Prospekte etc. als Beilage einzufügen.*



Möglichst auf dickeres Papier ausdrucken.

